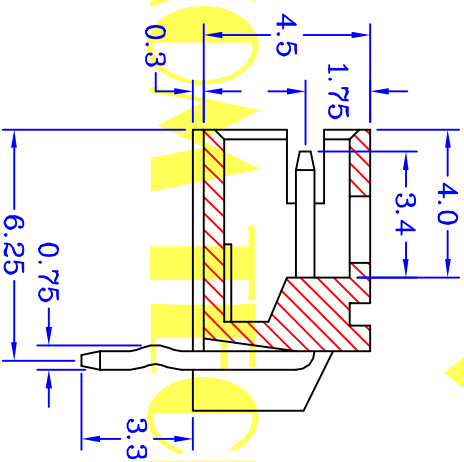
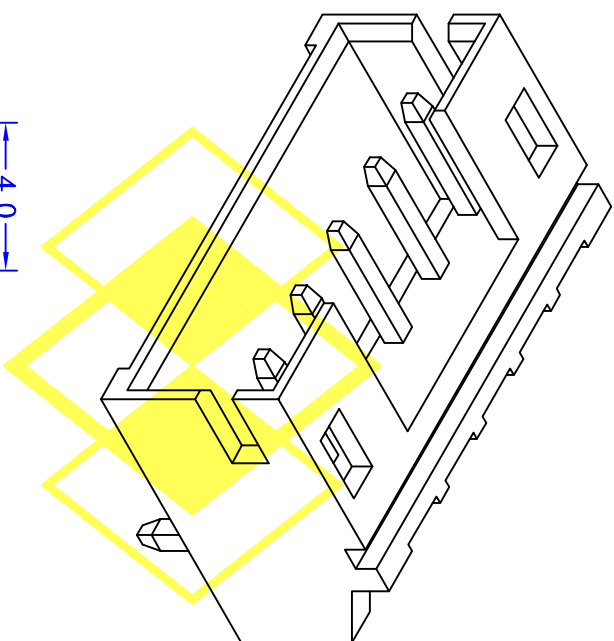
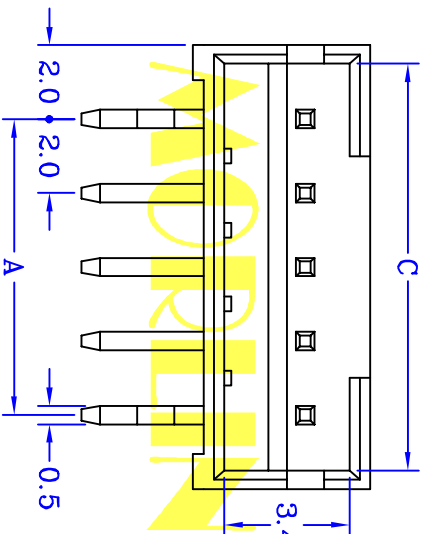
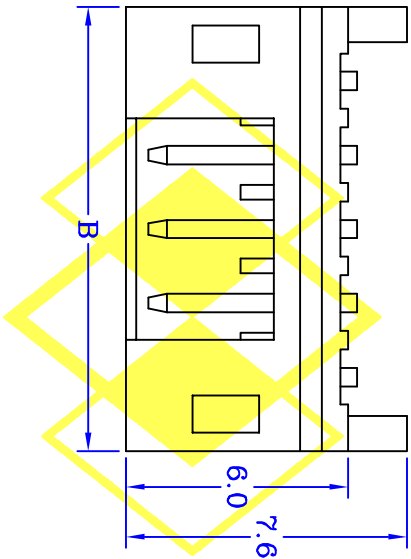


PCB LAYOUT



SPECIFICATIONS

ELECTRICAL

- Contact Current Rating : 2 Ampere AC/DC
- Contact Resistance : 20 mΩ Max
- Insulator Resistance : 1000 MΩ Min
- Dielectric Withstanding Voltage : 800V AC RMS 60 Seconds
- Voltage Rating : 100V DC

MATERIAL

- Insulator : Nylon 66 UL94V-0
- Contact : Brass
- Contact Plated : Tin Plated or Gold Plated

Operation Temperature : - 25°C to + 85°C

PYMA03R1XTB4 CONTACTS	DIMENSIONS		
	A	B	C
02	2.0	6.0	5.0
03	4.0	8.0	7.0
04	6.0	10.0	9.0
05	8.0	12.0	11.0
06	10.0	14.0	13.0
07	12.0	16.0	15.0
08	14.0	18.0	17.0
09	16.0	20.0	19.0
10	18.0	22.0	21.0
11	20.0	24.0	23.0
12	22.0	26.0	25.0
13	24.0	28.0	27.0
14	26.0	30.0	29.0
15	28.0	32.0	31.0
16	30.0	34.0	33.0

UNIT : mm

CENTRONIC PRECISION ELECTRONIC COMPANY

三川精密電子有限公司

TEL:886-2-2686-8788 FAX:886-2-2686-0018

E-MAIL: Centron@tppts6.seed.net.tw

MORLINKOM TECHNOLOGY LTD

魔林科技有限公司

E-MAIL: Cen88888@gmail.com

繪圖 DRAWN BY

FUFU

日期 DATE

2011/03/31

核對 CHECKED BY

WENDY

比例 SCALE

1:1

PYMA03R1XTB4

圖號

701-XX-03

DRAWING NO.