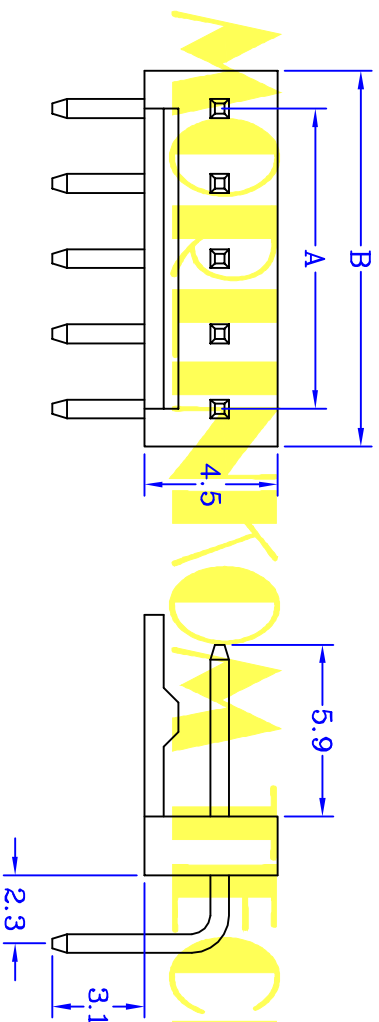
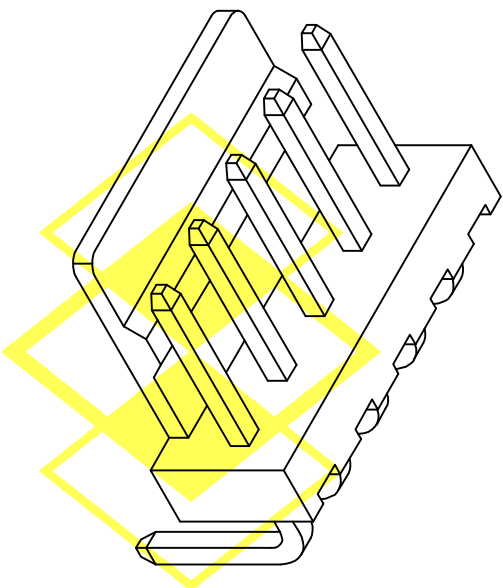
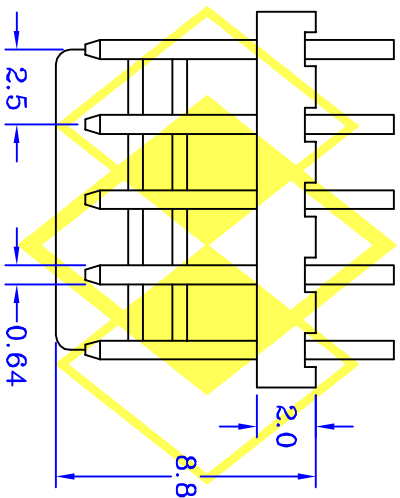


PCB LAYOUT



SPECIFICATIONS

ELECTRICAL

- Contact Current Rating : 3 Amperes AC/DC
- Contact Resistance : 20 mΩ Max
- Insulator Resistance : 1000 MΩ Min
- Dielectric Withstanding Voltage : 1,000V AC RMS 60 Seconds
- Voltage Rating : 250V AC/DC

MATERIAL

- Insulator : Nylon 66 UL94V-0
 - Contact : Brass
 - Contact Plated : Tin Plated
- Operation Temperature : - 25°C to + 85°C

PXWB04R1XXTB4 CONTACTS	DIMENSIONS	
	A	B
2	2.50	5.00
3	5.00	7.50
4	7.50	10.00
5	10.00	12.50
6	12.50	15.00
7	15.00	17.50
8	17.50	20.00
9	20.00	22.50
10	22.50	25.00
11	25.00	27.50
12	27.50	30.00
13	30.00	32.50
14	32.50	35.50
15	35.50	37.50

UNIT : mm

CENTRONIC PRECISION ELECTRONIC COMPANY

三川精密電子有限公司

TEL:886-2-2686-8788

E-MAIL: Centron@tpts6.seed.net.tw

MORLINKOM TECHNOLOGY LTD

魔林科技有限公司

FAX:886-2-2686-0018

E-MAIL: Cen8888@gmail.com

繪圖 DRAWN BY

FUFU

核對 CHECKED BY

WENDY

日期 DATE

2011/03/31

比例 SCALE

1:1

PXWB04R1XXTB4

圖號

701-XX-07

DRAWING NO.