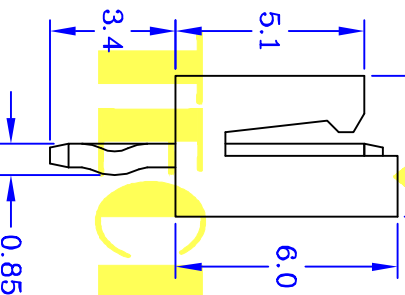
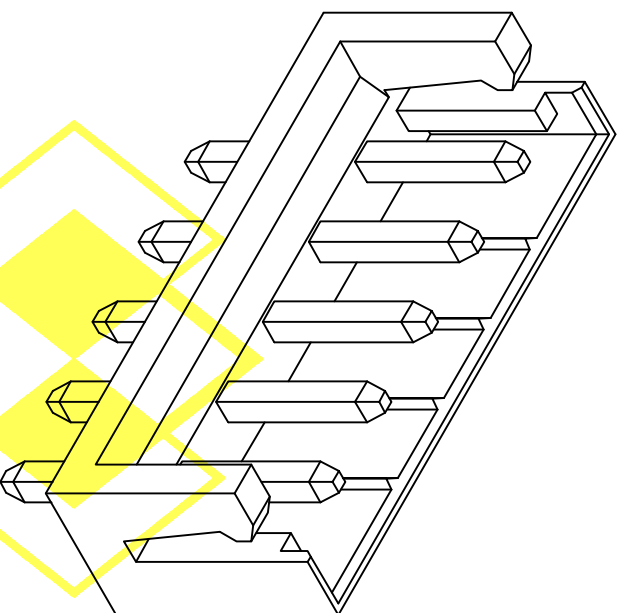
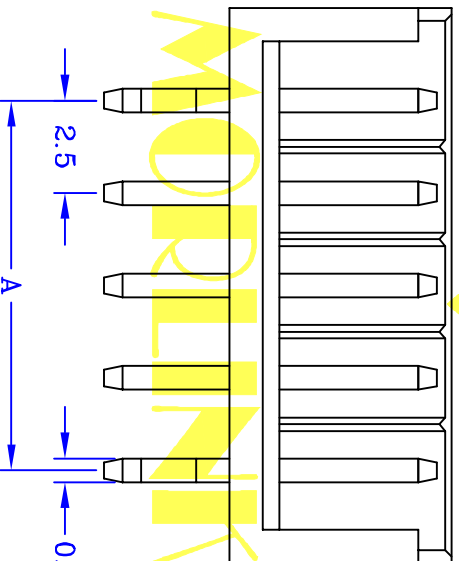
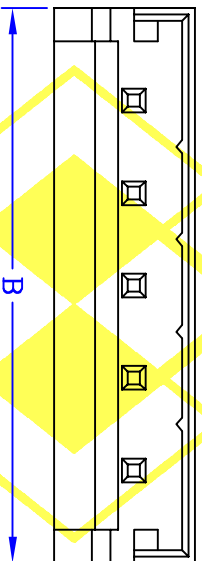


PCB LAYOUT



SPECIFICATIONS

ELECTRICAL

- Contact Current Rating : 3 Amperes AC/DC
- Contact Resistance : 20 mΩ Max
- Insulator Resistance : 1000 MΩ Min
- Di electric Withstanding Voltage : 800V AC RMS 60 Seconds
- Voltage Rating : 250V AC/DC

MATERIAL

- Insulator : Nylon 66 UL94V-0
- Contact : Brass
- Contact Plated : Tin Plated
- Operation Temperature : - 25°C to + 85°C

PXWB051XXTB4 CONTACTS	A	B
2	2.5	7.5
3	5.0	10.0
4	7.5	12.5
5	10.0	15.0
6	12.5	17.5
7	15.0	20.0
8	17.5	22.5
9	20.0	25.0
10	22.5	27.5
11	25.0	30.0
12	27.5	32.5
13	30.0	35.0
14	32.5	37.5
15	35.0	40.0

UNIT : mm

CENTRONIC PRECISION ELECTRONIC COMPANY MORLINKOM TECHNOLOGY LTD
 三川精密電子有限公司 魔林科技有限公司
 TEL:886-2-2686-8788 FAX:886-2-2686-0018
 E-MAIL: Centron@tpts6.seed.net.tw E-MAIL: Cen8888@gmail.com

繪圖 DRAWN BY 日期 DATE
 FUFU 2011/03/31
 核對 CHECKED BY 比例 SCALE
 WENDY 1:1

PXWB051XXTB4 圖號 700-XX-02E
 DRAWING NO.