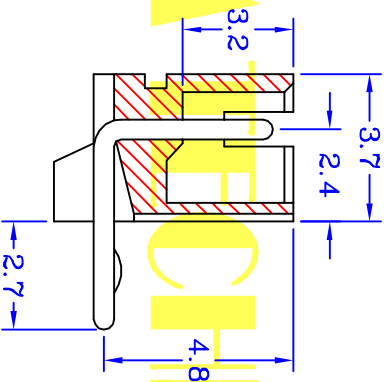
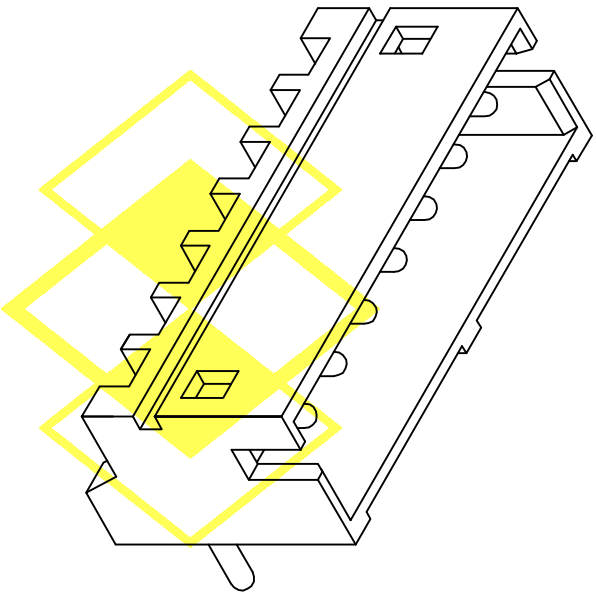
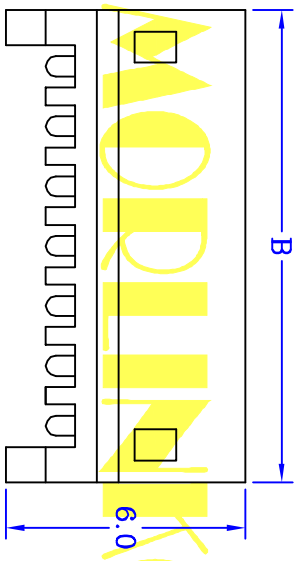
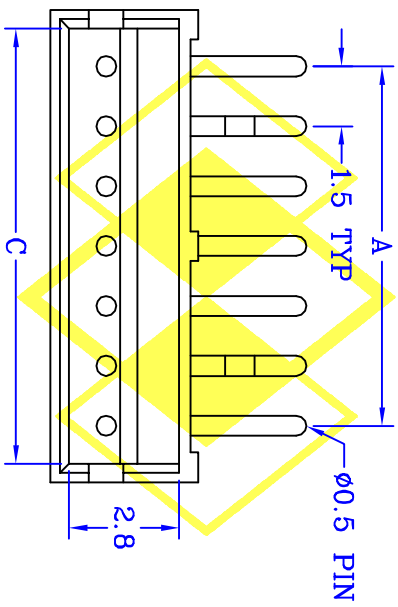


PCB LAYOUT



SPECIFICATIONS

ELECTRICAL

- Contact Current Rating : 1 Ampere AC/DC
- Contact Resistance : 20 mΩ Max
- Insulator Resistance : 500 MΩ Min
- Dielectric Withstanding Voltage : 500V AC RMS 60 Seconds
- Voltage Rating : 50V AC/DC

MATERIAL

- Insulator : Nylon 66 UL94V-0
- Contact : Brass
- Contact Plated : Tin Plated
- Operation Temperature : - 25°C to + 85°C

PXWRXXTB402	DIMENSIONS		
CONTACTS	A	B	C
2	1.50	4.50	3.50
3	3.00	6.00	5.00
4	4.50	7.50	6.50
5	6.00	9.00	8.00
6	7.50	10.50	9.50
7	9.00	12.00	11.00
8	10.50	13.50	12.50
9	12.00	15.00	14.00
10	13.50	16.50	15.50
11	15.00	18.00	17.00
12	16.50	19.50	18.50
13	18.00	21.00	20.00

UNIT : mm

CENTRONIC PRECISION ELECTRONIC COMPANY

MORLINKOM TECHNOLOGY LTD

三川精密電子有限公司

魔林科技有限公司

TEL:886-2-2686-8788

FAX:886-2-2686-0018

E-MAIL: Centron@tpts6.seed.net.tw

E-MAIL: Cen88888@gmail.com

繪圖	DRAWN BY	日期	DATE
核對	CHECKED BY	比例	SCALE
FUFU	WENDY	2009/03/16	1:1

PXWRXXTB402

圖號 701-XX-18
DRAWING NO.