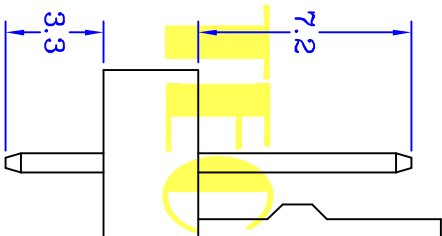
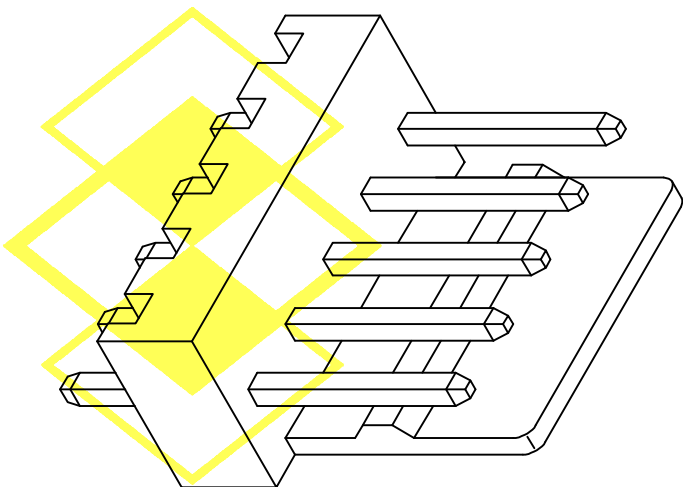
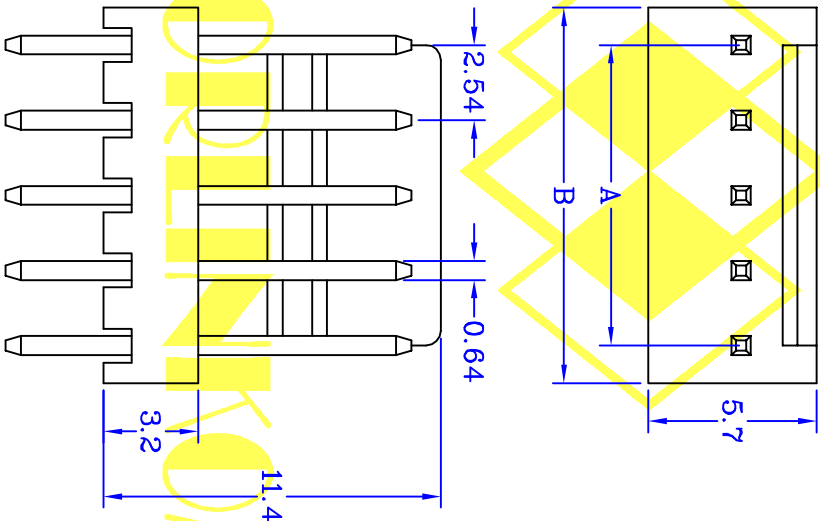


PCB LAYOUT



SPECIFICATIONS

ELECTRICAL

- Contact Current Rating : 3 Amperes AC/DC
- Contact Resistance : 20 mΩ Max
- Insulator Resistance : 1000 MΩ Min
- Dielectric Withstanding Voltage : 1000V AC RMS 60 Seconds
- Voltage Rating : 250V AC/DC

MATERIAL

- Insulator : Nylon 66 UL94V-2
- Contact : Brass
- Contact Plated : Tin Plated
- Operation Temperature : - 25°C to + 85°C

PXWC03S1X1TB4 CONTACTS	DIMENSIONS	
	A	B
2	2.54	5.08
3	5.08	7.62
4	7.62	10.16
5	10.06	12.70
6	12.70	15.24
7	15.24	17.78
8	17.78	20.32
9	20.32	22.86
10	22.86	25.40
11	25.40	27.94
12	27.94	30.48
13	30.48	33.02
14	33.02	35.56
15	35.56	38.10

UNIT : mm

CENTRONIC PRECISION ELECTRONIC COMPANY

三川精密電子有限公司

TEL: 886-2-2686-8788 FAX: 886-2-2686-0018

E-MAIL: Centron@tpts6.seed.net.tw E-MAIL: Cen8888@gmail.com

MORLINKOM TECHNOLOGY LTD

魔林科技有限公司

E-MAIL: Cen8888@gmail.com

繪圖	DRAWN BY	日期	DATE
核對	FUFU	2011/03/31	
CHECKED BY	WENDY	比例	SCALE
		1:1	

PXWC03S1X1TB4

圖號 700-XX-01
DRAWING NO.