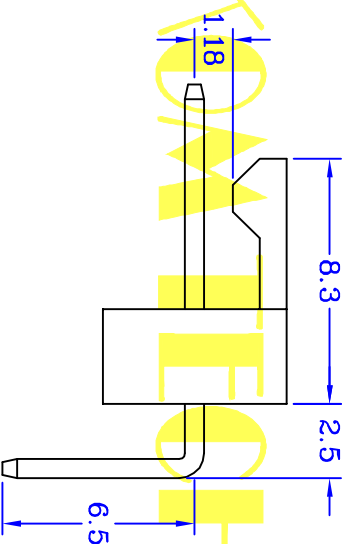
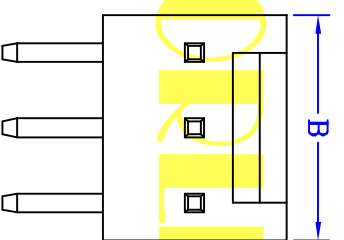
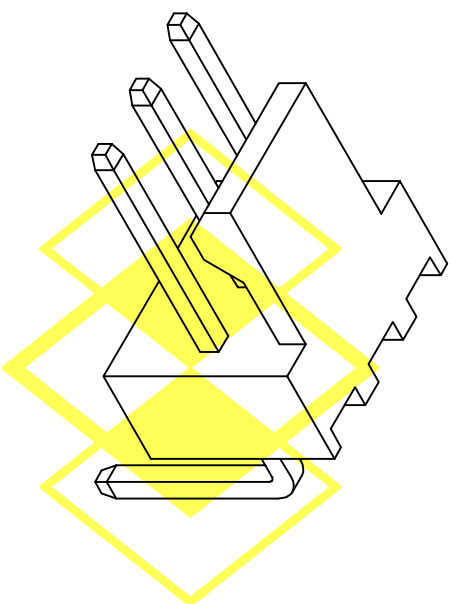
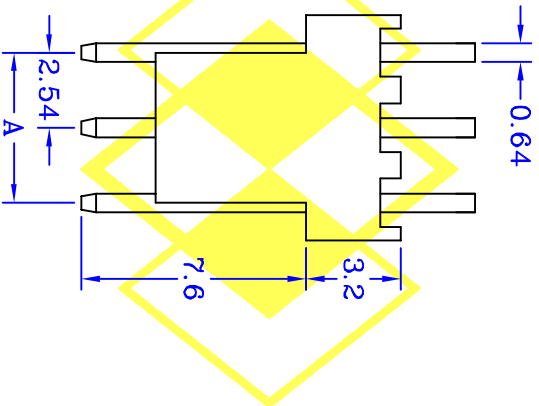


PCB LAYOUT



SPECIFICATIONS

ELECTRICAL

- Contact Current Rating : 3 Amperes AC/DC
- Contact Resistance : 20 mΩ Max
- Insulator Resistance : 1000 MΩ Min
- Dielectric Withstanding Voltage : 1000V AC RMS 60 Seconds
- Voltage Rating : 250V AC/DC

MATERIAL

- Insulator : Nylon 66 UL94V-2
- Contact : Brass
- Contact Plated : Tin Plated
- Operation Temperature : - 25°C to + 85°C

PXWC04R1X1TB3 CONTACTS	DIMENSIONS	
	A	B
02	2.54	5.08
03	5.08	7.62
04	7.62	10.16
05	10.16	12.70
06	12.70	15.24
07	15.24	17.78
08	17.78	20.32
09	20.32	22.86
10	22.86	25.40
11	25.40	27.94
12	27.94	30.48

UNIT : mm

MORLINTKON TECHNOLOGY LTD.

CENTRONIC PRECISION ELECTRONIC COMPANY

三川精密電子有限公司

TEL: 886-2-2686-8788

E-MAIL: Centron@tppts6.seed.net.tw

MORLINTKON TECHNOLOGY LTD

魔林科技有限公司

FAX: 886-2-2686-0018

E-MAIL: Cen88888@gmail.com

繪圖
DRAWN BY
FUJFU

日期
DATE
2011/03/31

核對
CHECKED BY
WENDY

比例
SCALE
1:1

圖號
DRAWING NO.
701-XX-25