
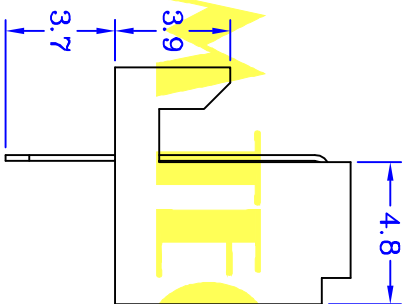
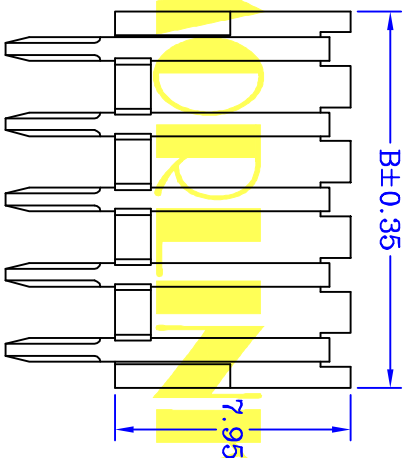
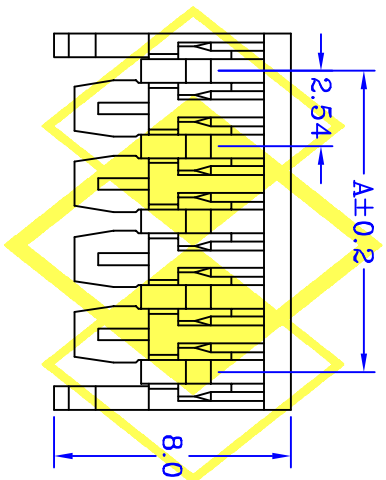


PCB LAYOUT



SPECIFICATIONS

ELECTRICAL

- Contact Current Rating : 2.5 Amperes AC/DC
- Contact Resistance : 20 mΩ Max
- Insulator Resistance : 1000 MΩ Min
- Dielectric Withstanding Voltage : 1000V AC RMS 60 Seconds
- Voltage Rating : 250V AC/DC

MATERIAL

- Insulator : Nylon 66 UL94V-2
- Contact : Brass
- Contact Plated : Tin Plated
- Poles : 2 - 30

Operation Temperature : - 40°C to + 105°C

CONTACTS	DIMENSIONS		DIMENSIONS	
	A	B	PWC05R1X1TB4	PWC06R1X1TB4
2	2.54	5.10	17	40.64
3	5.08	7.64	18	43.18
4	7.62	10.18	19	45.72
5	10.16	12.72	20	48.26
6	12.70	15.60	21	50.80
7	15.24	17.80	22	53.34
8	17.78	20.34	23	55.88
9	20.32	22.88	24	58.42
10	22.86	25.42	25	60.96
11	25.40	27.96	26	63.50
12	27.94	30.50	27	66.04
13	30.48	33.04	28	68.58
14	33.02	35.58	29	71.12
15	35.56	38.12	30	73.66
16	38.10	40.66		

UNIT : mm

CENTRONIC PRECISION ELECTRONIC COMPANY

MORLINKOM TECHNOLOGY LTD

三川精密電子有限公司

魔林科技有限公司

TEL:886-2-2686-8788

FAX:886-2-2686-0018

E-MAIL: Centron@tppts6.seed.net.tw

E-MAIL: Cen88888@gmail.com

繪圖
DRAWN BY
FU-FU

日期
DATE
2011/03/31

核對
CHECKED BY
WENDY

比例
SCALE
1:1

圖號
DRAWING NO.
701-XX-26