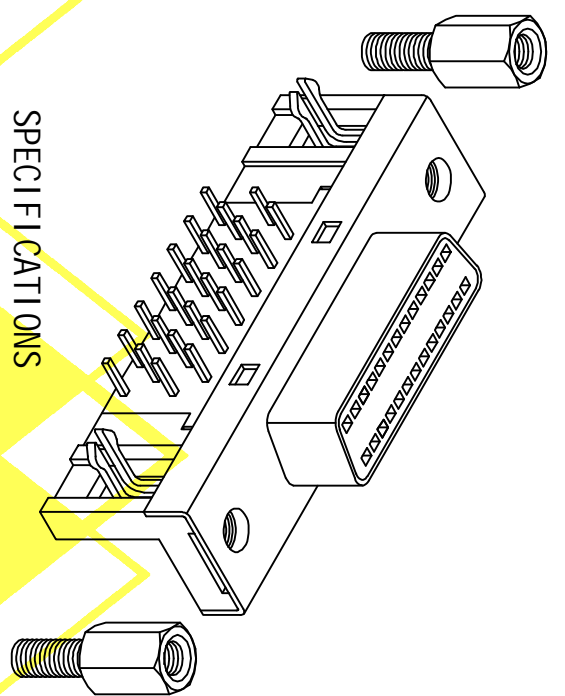
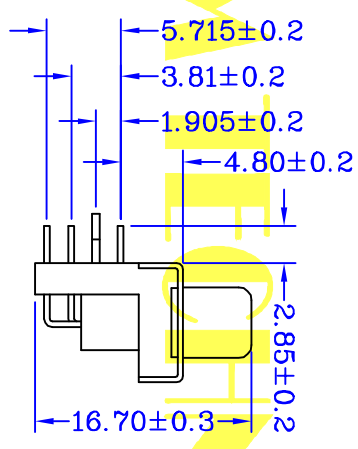
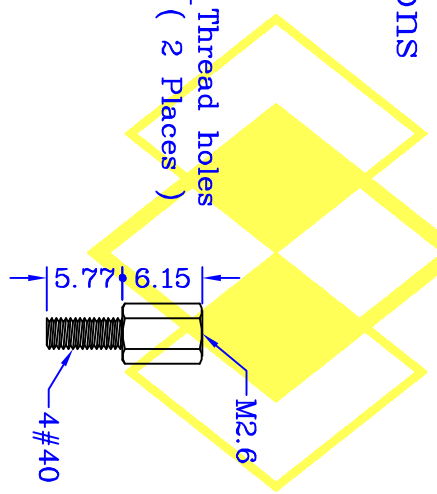
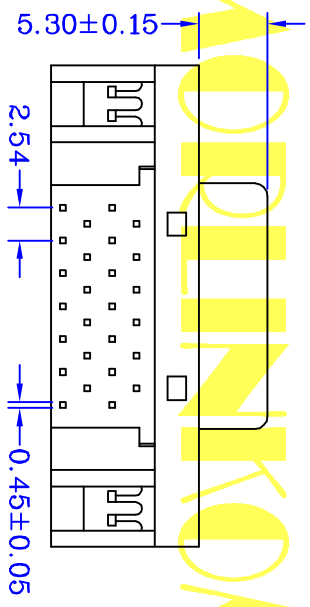
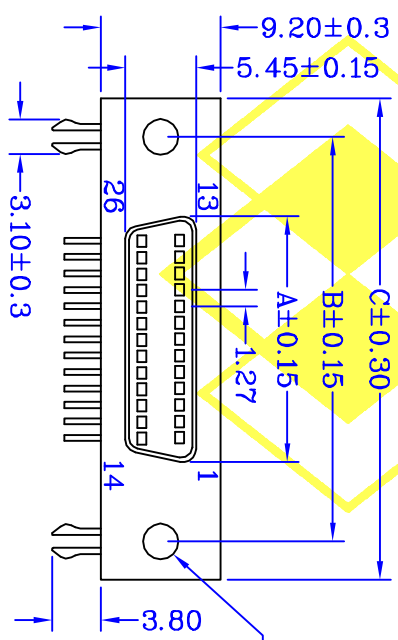


### PC Board Mounting Dimensions



### SPECIFICATIONS

#### ELECTRICAL

- Contact Current Rating : 1 Ampere
- Contact Resistance : 35 mΩ Max
- Insulator Resistance : 500 MΩ Min
- Dielectric Withstanding Voltage : 500 V AC RMS 60 Seconds

#### MATERIAL

- Insulator : PBT UL 94V-0
- Contact : Phosphor Bronze
- Contact Plated : Gold / Tin Selective Plated
- Board Lock : Brass · Tin Plated

• Shell : Steel · Nickel Plated Over Copper  
 Operation Temperature : - 20°C to + 85°C

CONTACTS	DIMENSIONS				
	A	B	C	D	E
26	19.45	31.26	37.19	15.24	31.26
40	28.25	40.15	46.30	24.13	40.15
50	34.70	46.50	52.43	30.48	46.50
68	46.13	57.93	63.86	41.91	57.93

UNIT : mm

CENTRONIC PRECISION ELECTRONIC COMPANY MORLINKOM TECHNOLOGY LTD  
 三川精密電子有限公司 魔林科技有限公司  
 TEL:886-2-2686-8788 FAX:886-2-2686-0018  
 E-MAIL: Centron@tpts6.seed.net.tw E-MAIL: Cen8888@gmail.com

繪圖 DRAWN BY FUJFU  
 核對 CHECKED BY WENDY

日期 DATE 2011/03/30  
 比例 SCALE 1:1

SCSIDRXXSBISI

圖號 545-XX+SCR  
 DRAWING NO.