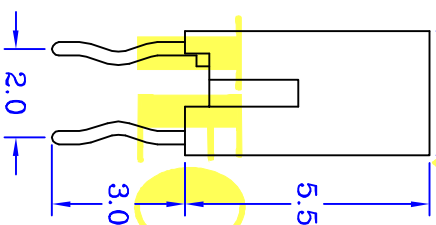
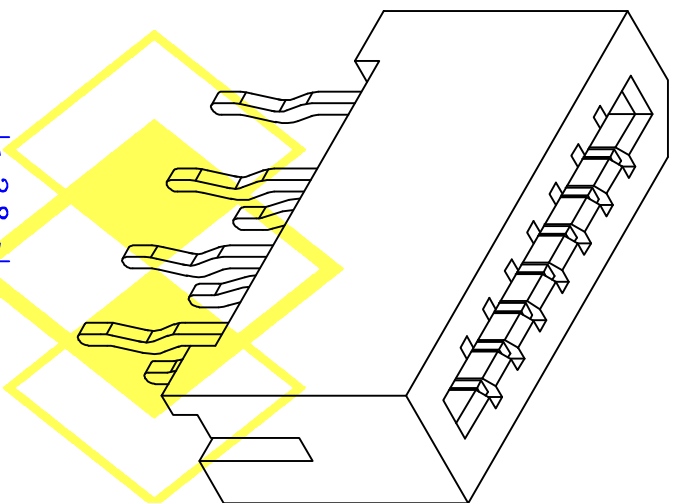
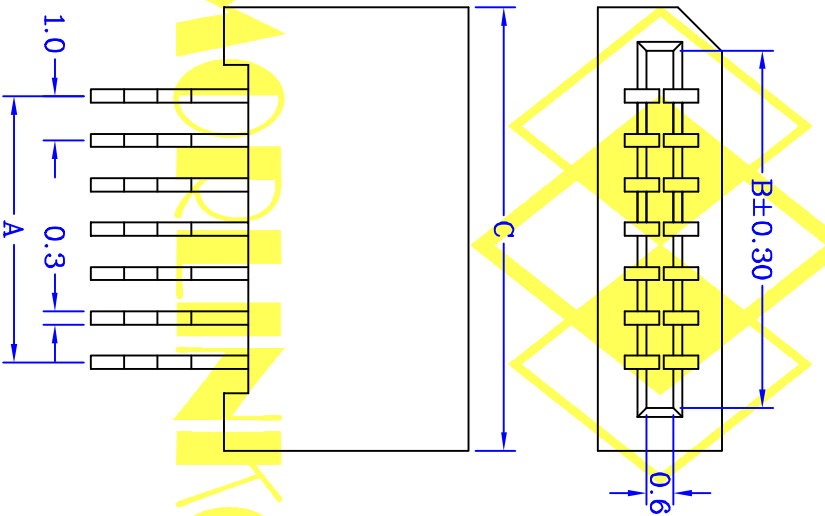


PCB LAYOUT



SPECIFICATIONS

ELECTRICAL

- Contact Current Rating : 0.5 Ampere AC/DC
- Contact Resistance : 30 mΩ Max
- Insulator Resistance : 1000 MΩ Min
- Dielectric Withstanding Voltage : 500V AC RMS 60 Seconds
- Voltage Rating : 50V AC/DC

MATERIAL

- Insulator : Nylon PA6T UL94V-0
 - Contact : Brass
 - Contact Plated : Tin Plated
 - Poles : 2 - 36
- Operation Temperature : - 40°C to + 105°C

CONTACTS	DIMENSIONS			CONTACTS	DIMENSIONS		
	A	B	C		A	B	C
2	1.00	3.10	5.00	21	20.00	22.10	24.00
3	2.00	4.10	6.00	22	21.00	23.10	25.00
4	3.00	5.10	7.00	23	22.00	24.10	26.00
5	4.00	6.10	8.00	24	23.00	25.10	27.00
6	5.00	7.10	9.00	25	24.00	26.10	28.00
7	6.00	8.10	10.00	26	25.00	27.10	29.00
8	7.00	9.10	11.00	27	26.00	28.10	30.00
9	8.00	10.10	12.00	28	27.00	29.10	31.00
10	9.00	11.10	13.00	29	28.00	30.10	32.00
11	10.00	12.10	14.00	30	29.00	31.10	33.00
12	11.00	13.10	15.00	31	30.00	32.10	34.00
13	12.00	14.10	16.00	32	31.00	33.10	35.00
14	13.00	15.10	17.00	33	32.00	34.10	36.00
15	14.00	16.10	18.00	34	33.00	35.10	37.00
16	15.00	17.10	19.00	35	34.00	36.10	38.00
17	16.00	18.10	20.00	36	35.00	37.10	39.00
18	17.00	19.10	21.00				
19	18.00	20.10	22.00				
20	19.00	21.10	23.00				

UNIT : mm

CENTRONIC PRECISION ELECTRONIC COMPANY MORLINKOM TECHNOLOGY LTD
 三川精密電子有限公司 魔林科技有限公司
 TEL:886-2-2686-8788 FAX:886-2-2686-0018
 E-MAIL: Centron@pts6.seed.net.tw E-MAIL: Cen8888@gmail.com

繪圖 DRAWN BY 日期 DATE
 FUFU 2011/03/09
 核對 CHECKED BY 比例 SCALE
 WENDY 1:1

1.0PFSX1B1NZ 圖號 763-XX-P
 DRAWING NO.