

SPECIFICATIONS

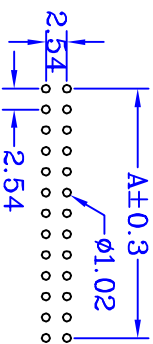
ELECTRICAL

- Contact Current Rating : 3 Amperes
- Contact Resistance : 20 mΩ Max
- Insulator Resistance : 5,000 MΩ Min

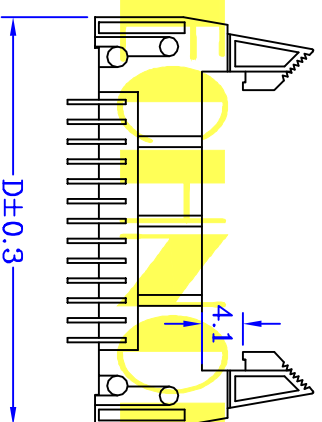
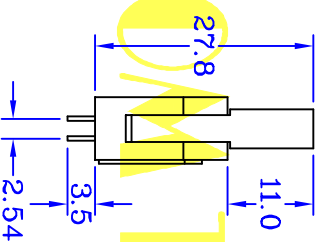
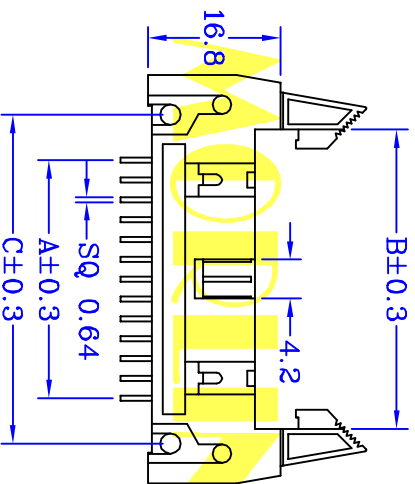
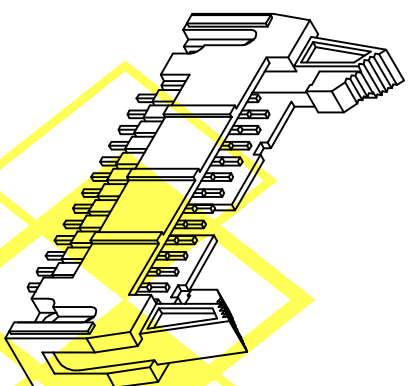
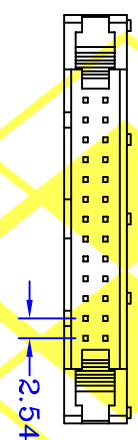
- Dielectric Withstanding Voltage : AC 1000 V RMS 60 Seconds

MATERIAL

- Insulator : PBT , UL 94V-0
- Contact : Brass
- Contact Plated : Gold Plated (Standard)
- Operation Temperature : - 40°C to + 105°C



PCB LAYOUT



HCSXXGB1 CONTACTS	DIMENSION			
	A	B	C	D
10	10.16	17.96	21.84	32.00
12	12.70	20.50	24.38	34.54
14	15.24	23.04	26.92	37.08
16	17.78	25.58	29.46	39.62
20	22.86	30.33	34.54	44.70
24	27.94	35.74	39.62	49.78
26	30.48	38.28	42.16	52.32
30	35.56	43.36	47.24	57.40
34	40.64	48.44	52.32	62.48
40	48.26	56.06	59.94	70.10
50	60.96	68.76	72.64	82.80
60	73.66	81.46	85.34	95.50
64	78.74	86.54	90.42	100.58

UNIT : mm

CENTRONIC PRECISION ELECTRONIC COMPANY

三川精密電子有限公司

TEL:886-2-2686-8788

FAX:886-2-2686-0018

E-MAIL: Centron@pts6.seed.net.tw

MORLINKOM TECHNOLOGY LTD

魔林科技有限公司

E-MAIL: Cen8888@gmail.com

繪圖 DRAWN BY

FUFU

日期 DATE

2009/03/09

核對 CHECKED BY

WENDY

比例 SCALE

1:1

HCSXXGB101

圖號 300-XX-01

DRAWING NO.