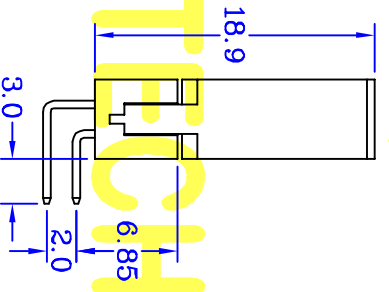
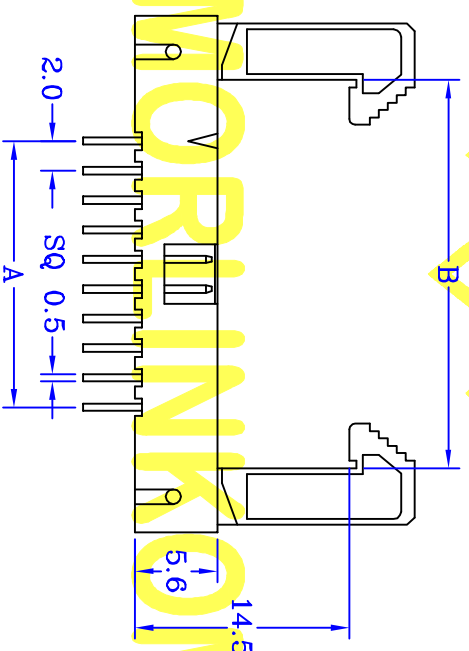
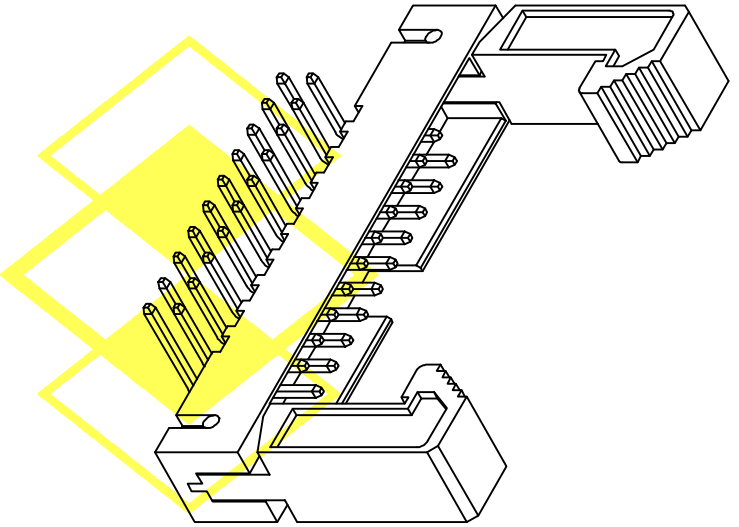
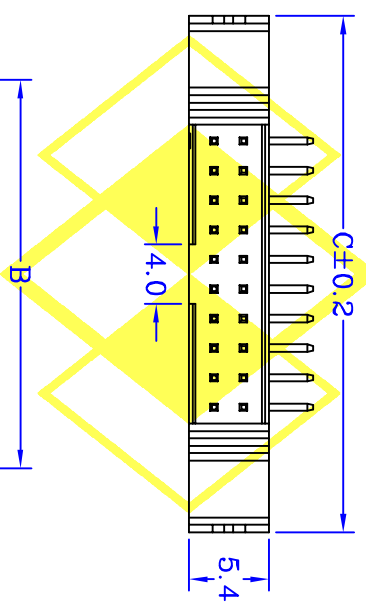


PCB LAYOUT



SPECIFICATIONS

ELECTRICAL

- Contact Current Rating : 2 Amperes
- Contact Resistance : 20 mΩ Max
- Insulator Resistance : 5,000 MΩ Min
- Dielectric Withstanding Voltage : AC 500 V RMS 60 Seconds

MATERIAL

- Insulator : Nylon-6T
 - Contact : Brass
 - Contact Plated : Gold Plated (Standard)
- Operation Temperature : - 40°C to + 105°C

HHCRRXXGB1 CONTACTS	DIMENSIONS		
	A	B	C
10	8.00	16.25	24.90
12	10.00	18.25	26.90
14	12.00	20.25	28.90
16	14.00	22.25	30.90
20	18.00	26.25	34.90
22	20.00	28.25	36.90
24	22.00	30.25	38.90
26	24.00	32.25	40.90
30	28.00	36.25	44.90
32	30.00	38.25	46.90
34	32.00	40.25	48.90
40	38.00	46.25	54.90
44	42.00	50.25	58.90
50	48.00	56.25	64.90
60	58.00	66.25	74.90

UNIT : mm

MORLINKOM TECHNOLOGY LTD.

CENTRONIC PRECISION ELECTRONIC COMPANY
 三川精密電子有限公司
 TEL:886-2-2686-8788 FAX:866-2-2686-0018
 E-MAIL: Centron@pts6.seed.net.tw

MORLINKOM TECHNOLOGY LTD
 魔林科技有限公司
 TEL:886-2-2686-8788 FAX:866-2-2686-0018
 E-MAIL: Cen8888@gmail.com

繪圖 DRAWN BY FUJFU	日期 DATE 2009/12/09
核對 CHECKED BY WENDY	比例 SCALE 1:1

HHCRRXXGB1

圖號
DRAWING NO.
314-XX