

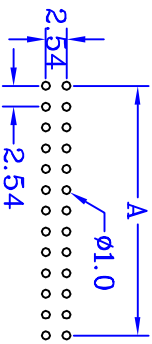
SPECIFICATIONS

ELECTRICAL

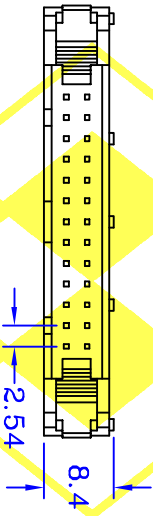
- Contact Current Rating : 1 Ampere
- Contact Resistance : 20 mΩ Max
- Insulator Resistance : 5,000 MΩ Min
- Dielectric Withstanding Voltage : AC 500 V RMS 60 Seconds

MATERIAL

- Insulator : PBT , UL 94V-0
- Contact : Brass
- Contact Plated : Gold Plated (Standard)
- Operation Temperature : - 40°C to + 105°C

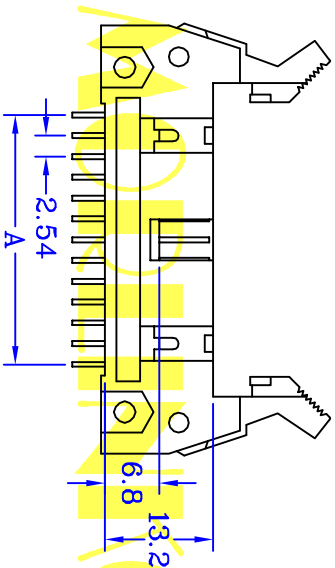
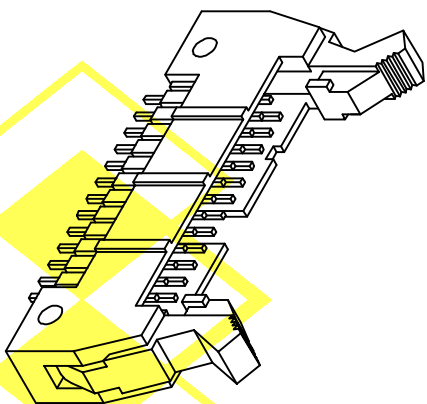


PCB LAYOUT



2.54

8.4

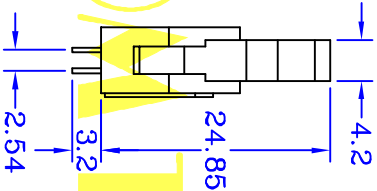


2.54

A

6.8

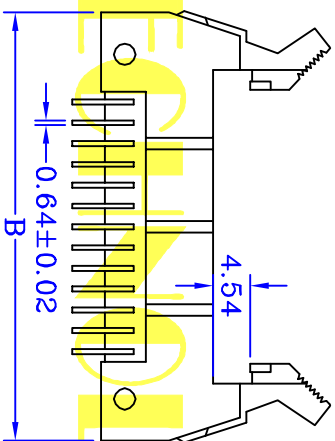
13.2



4.2

24.85

3.2



0.64±0.02

B

4.54

HCSXXGB101A CONTACTS	DIMENSION	
	A	B
10	10.16	32.24
12	12.70	34.78
14	15.24	37.32
16	17.78	39.86
20	22.86	44.94
24	27.94	50.02
26	30.48	52.56
30	35.56	57.64
34	40.64	62.72
40	48.26	70.34
44	53.34	75.42
50	60.96	83.04
60	73.66	95.74
64	78.74	100.82

UNIT : mm

CENTRONIC PRECISION ELECTRONIC COMPANY

三川精密電子有限公司

TEL:886-2-2686-8788

FAX:886-2-2686-0018

E-MAIL: Centron@pts6.seed.net.tw

MORLINKOM TECHNOLOGY LTD

魔林科技有限公司

E-MAIL: Cen8888@gmail.com

繪圖 DRAWN BY

FUFU

日期 DATE

2009/08/19

核對 CHECKED BY

WENDY

比例 SCALE

1:1

HCSXXGB101A

圖號 300-XX-01A

DRAWING NO.