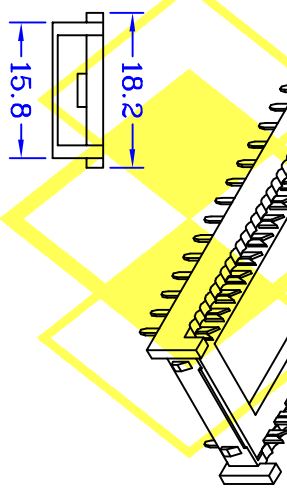
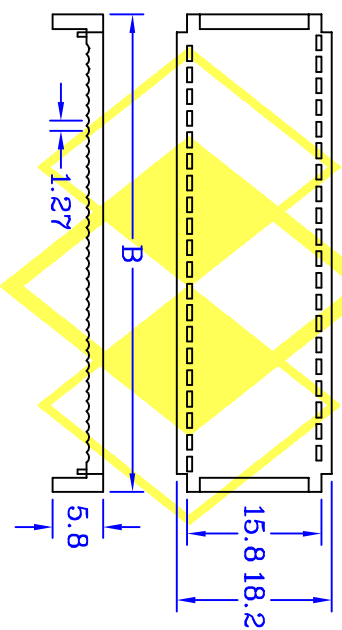


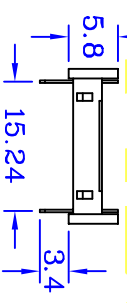
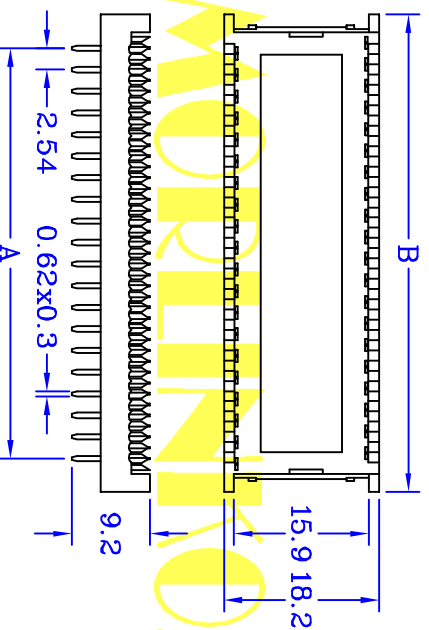
PCB LAYOUT



SPECIFICATIONS

ELECTRICAL

- Contact Current Rating : 1 Ampere
 - Contact Resistance : 20 mΩ Max
 - Insulator Resistance : 1,000 MΩ Min
 - Dielectric Withstanding Voltage : 500 V AC RMS 60 Seconds
 - Cable : Pitch 0.635mm Flat Cable
- MATERIAL**
- Insulator : PBT, UL94V-0
 - Contact : Brass or Phosphor Bronze
 - Contact Plated : Gold Plated Over Nickel
 - Solder Area -- Nickel Plated
- Operation Temperature : - 40°C to + 105°C



DPGCXYTBI	DIMENSIONS	
CONTACTS	A	B
24	27.94	35.88
28	33.02	40.96
32	38.10	46.04
36	43.18	51.12
40	48.26	56.20

UNIT : mm

MORLINKOM TECHNOLOGY LTD.

CENTRONIC PRECISION ELECTRONIC COMPANY MORLINKOM TECHNOLOGY LTD
 三川精密電子有限公司 魔林科技有限公司
 TEL:886-2-2686-8788 FAX:886-2-2686-0018
 E-MAIL: Centron@pts6.seed.net.tw E-MAIL: Cen8888@gmail.com

繪圖 DRAWN BY 日期 DATE
 FUFU 2009/02/05
 核對 CHECKED BY 比例 SCALE
 WENDY 1:1

DPGCXYTBI

圖號 791-XX
 DRAWING NO.