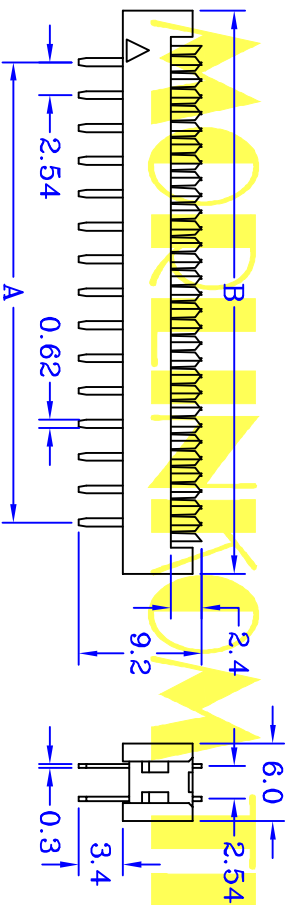
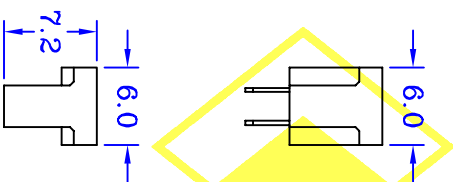
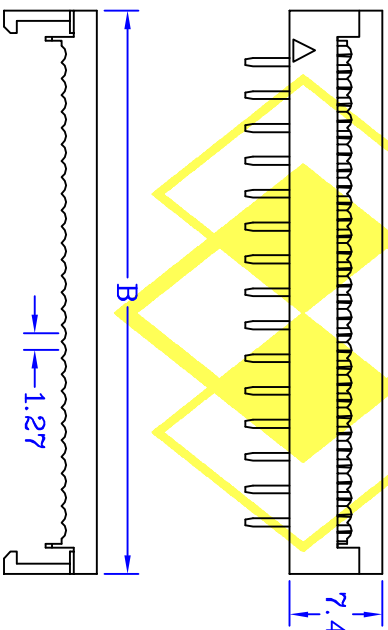


PCB LAYOUT



## SPECIFICATIONS

### ELECTRICAL

- Contact Current Rating : 1 Ampere
- Contact Resistance : 20 mΩ Max
- Insulator Resistance : 1,000 MΩ Min
- Dielectric Withstanding Voltage : 500 V AC RMS 60 Seconds
- Cable : Pitch 0.635mm Flat Cable

### MATERIAL

- Insulator : PBT, UL94V-0
  - Contact : Brass or Phosphor Bronze
  - Contact Plated : Gold Plated Over Nickel
  - Solder Area -- Nickel Plated
- Operation Temperature : - 40°C to + 105°C

DPGAXXTBI DIMENSIONS		
CONTACTS	A	B
06	5.08	12.94
08	7.62	15.48
10	10.16	18.10
12	12.70	20.51
14	15.24	23.05
16	17.78	25.64
18	20.32	28.15
20	22.86	30.78
24	27.94	35.86
26	30.48	38.40
28	33.02	40.60
30	35.56	43.50
34	40.64	48.58
40	48.26	56.20
50	60.96	69.00
60	73.66	81.75
64	78.74	86.83

UNIT : mm

CENTRONIC PRECISION ELECTRONIC COMPANY

三川精密電子有限公司

TEL:886-2-2686-8788

E-MAIL: Centron@pts6.seed.net.tw

MORLINKOM TECHNOLOGY LTD

魔林科技有限公司

FAX:886-2-2686-0018

E-MAIL: Cen8888@gmail.com

繪圖 DRAWN BY

FUFU

日期 DATE

2009/02/05

核對 CHECKED BY

WENDY

比例 SCALE

1:1

DPGAXXTBI

圖號

771-XX

DRAWING NO.