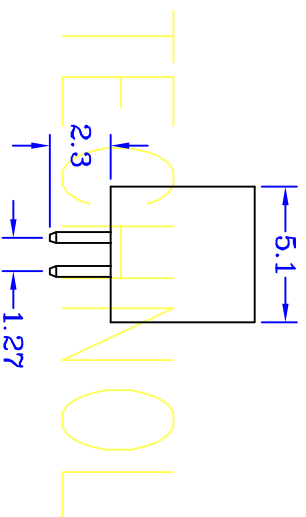
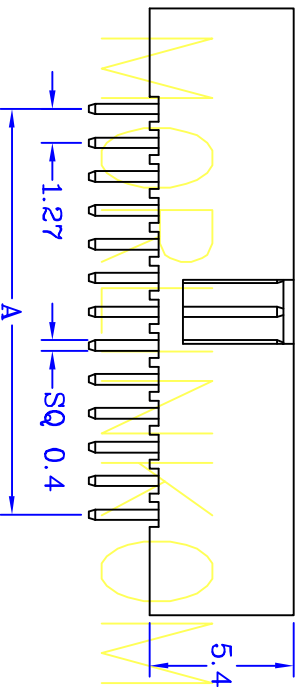
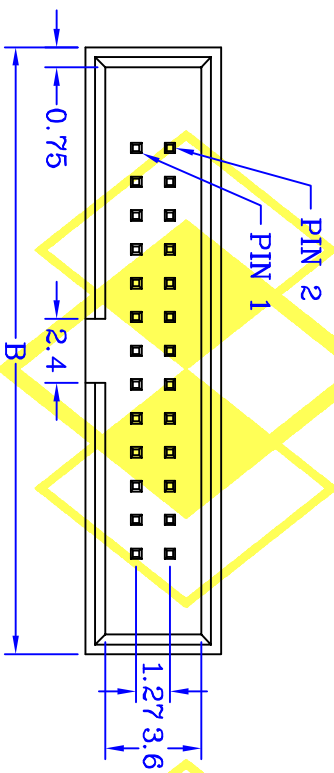


PCB LAYOUT



### SPECIFICATIONS

#### ELECTRICAL

- Contact Current Rating : 1 Ampere
- Contact Resistance : 20 mΩ Max
- Insulator Resistance : 5,000 MΩ Min
- Dielectric Withstanding Voltage : AC 500 V RMS 60 Seconds

#### MATERIAL

- Insulator : L.C.P.
- Contact : Brass
- Contact Plated : Gold Plated (Standard) 、Tin Plated
- Selective Plated
- Operation Temperature : -45°C To +105°C

HHLHSXXGB1H CONTACTS	DIMENSION		HHLHSXXGB1H CONTACTS	DIMENSION	
	A	B		A	B
06	2.54	10.11	34	20.32	27.89
08	3.81	11.38	36	21.59	29.16
10	5.08	12.65	40	24.13	31.70
12	6.35	13.92	44	26.67	34.27
14	7.62	15.19	50	30.48	38.05
16	8.89	16.46	60	36.83	44.40
18	10.16	17.73	64	39.37	46.94
20	11.43	19.00	66	40.64	48.21
24	13.97	21.54	68	41.91	49.48
26	15.24	22.81	80	49.53	57.10
30	17.78	25.35	100	62.23	69.80

UNIT : mm

CENTRONIC PRECISION ELECTRONIC COMPANY

三川精密電子有限公司

TEL:886-2-2686-8788 FAX:886-2-2686-0018

E-MAIL: Centron@tpsts6.seed.net.tw

MORLINKOM TECHNOLOGY LTD

魔林科技有限公司

E-MAIL: Cen8888@gmail.com

繪圖 DRAWN BY

FUFU

核對 CHECKED BY

WENDY

日期 DATE

2008/12/25

比例 SCALE

1:1

HHLHSXXGB1H

圖號

326-XX-H

DRAWING NO.