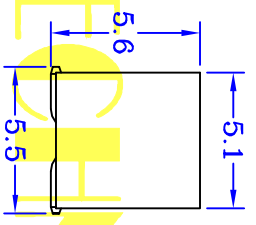
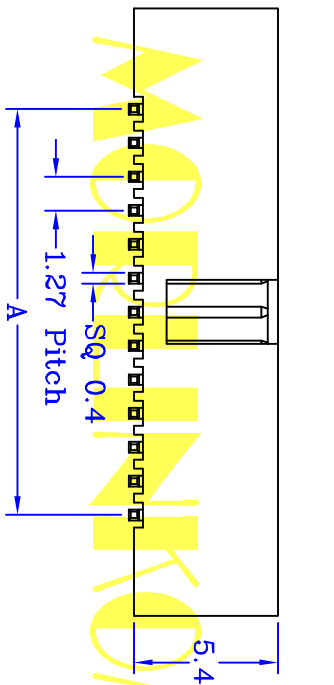
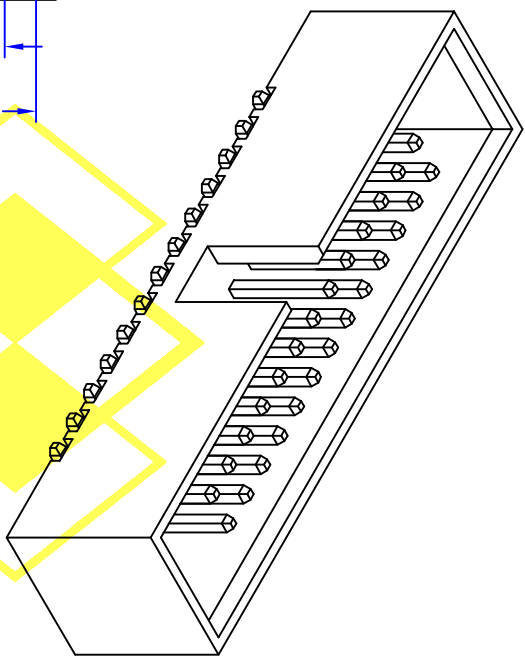
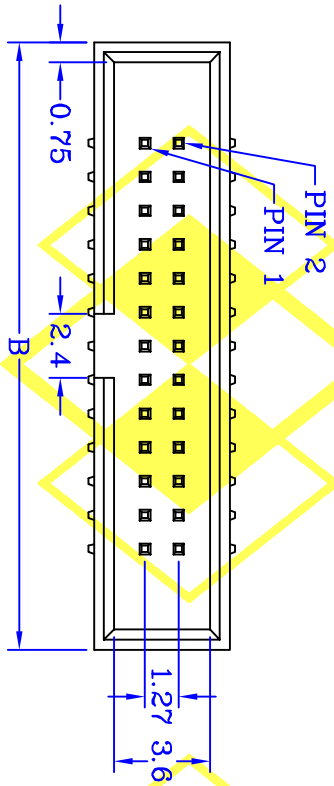


PCB LAYOUT



SPECIFICATIONS
ELECTRICAL

- Contact Current Rating : 3 Amperes
- Contact Resistance : 20 mΩ Max
- Insulator Resistance : 5,000 MΩ Min

• Dielectric Withstanding Voltage : 1,000V AC RMS 1 Min

MATERIAL

- Insulator : PBT / UL94V-0
 - Contact : Brass
 - Contact Plated : Gold Plated
- Operation Temperature : -45°C To +105°C

IHRXXGBI CONTACTS	DIMENSION A	DIMENSION B	IHRXXGBI CONTACTS	DIMENSION A	DIMENSION B
06	2.54	10.11	34	20.32	27.89
08	3.81	11.38	36	21.59	29.16
10	5.08	12.65	40	24.13	31.70
12	6.35	13.92	44	26.67	34.27
14	7.62	15.19	50	30.48	38.05
16	8.89	16.46	60	36.83	44.40
18	10.16	17.73	64	39.37	46.94
20	11.43	19.00	66	40.64	48.21
24	13.97	21.54	68	41.91	49.48
26	15.24	22.81	80	49.53	57.10
30	17.78	25.35	100	62.23	69.80

UNIT : mm

CENTRONIC PRECISION ELECTRONIC COMPANY MORLINKOM TECHNOLOGY LTD

三川精密電子有限公司 魔林科技有限公司
 TEL: 886-2-2686-8788 FAX: 886-2-2686-0018
 E-MAIL: Centron@pts6.seed.net.tw E-MAIL: Cen8888@gmail.com

繪圖	DRAWN BY	日期	DATE
核對	CHECKED BY	比例	SCALE
FUFU	WENDY	2008/12/25	1:1

SHHLHXGBI
圖號 326S-XX
DRAWING NO.