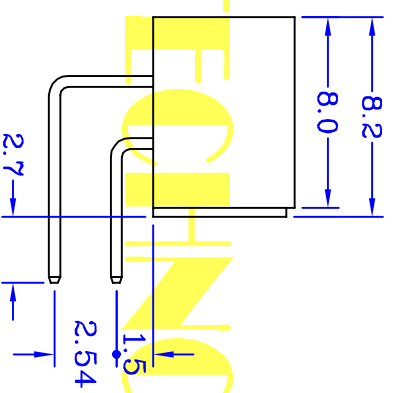
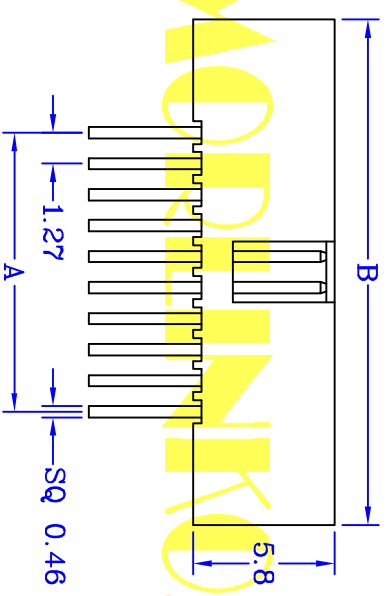
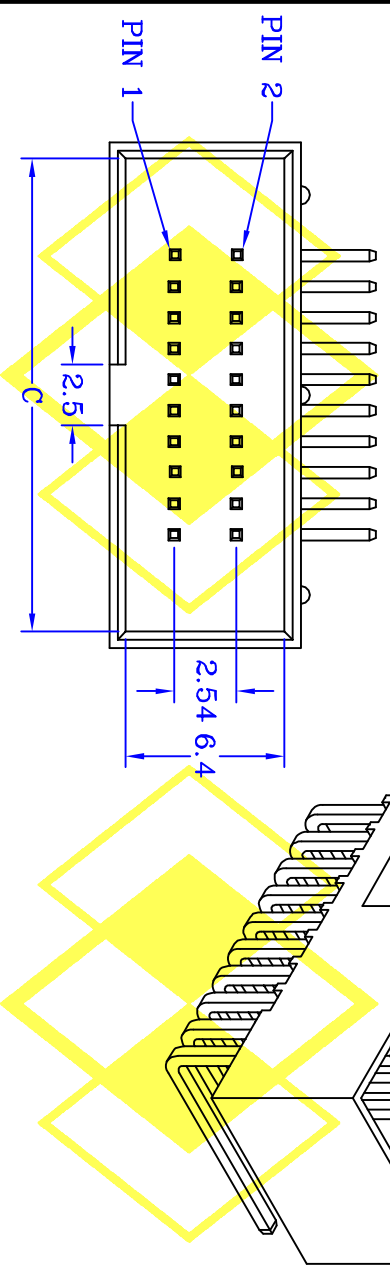


PCB LAYOUT



SPECIFICATIONS

ELECTRICAL

- Contact Current Rating : 3 Amperes
- Contact Resistance : 20 mΩ Max
- Insulator Resistance : 5,000 MΩ Min
- Dielectric Withstanding Voltage : AC 500 V RMS 60 Seconds

MATERIAL

- Insulator : Nylon-6T
- Contact : Brass
- Contact Plated : Gold Plated (Standard) 、Tin Plated

Operation Temperature : - 40°C to + 150°C

Selective Plated

HHLRXXGB1 CONTACTS	DIMENSION		
	A	B	C
10	5.08	14.38	12.78
12	6.35	15.65	14.05
14	7.62	16.92	15.32
16	8.89	18.19	16.59
20	11.43	20.73	19.13
22	12.70	22.00	20.40
24	13.97	23.27	21.67
26	15.24	24.54	22.94
30	17.78	27.08	25.48
34	20.32	29.62	28.02
40	24.13	33.43	31.83
44	26.67	35.97	34.37
50	30.48	39.78	38.18
60	36.83	46.13	44.53
64	39.37	48.67	47.07
68	41.91	51.21	49.61
80	49.53	58.83	57.23
100	62.23	71.53	69.93

UNIT : mm

CENTRONIC PRECISION ELECTRONIC COMPANY MORLINKOM TECHNOLOGY LTD

三川精密電子有限公司 魔林科技有限公司
 TEL:886-2-2686-8788 FAX:886-2-2686-0018
 E-MAIL: Centron@tpts6.seed.net.tw E-MAIL: Cen8888@gmail.com

繪圖 DRAWN BY FUJFU	日期 DATE 2011/02/21
核對 CHECKED BY WENDY	比例 SCALE 1:1

HHLRXXGB1

圖號
DRAWING NO.
337-XX