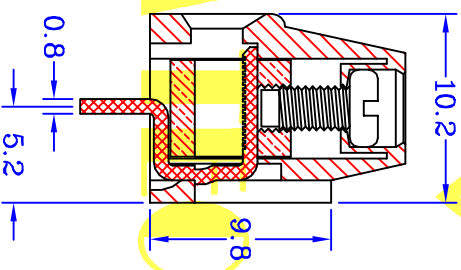
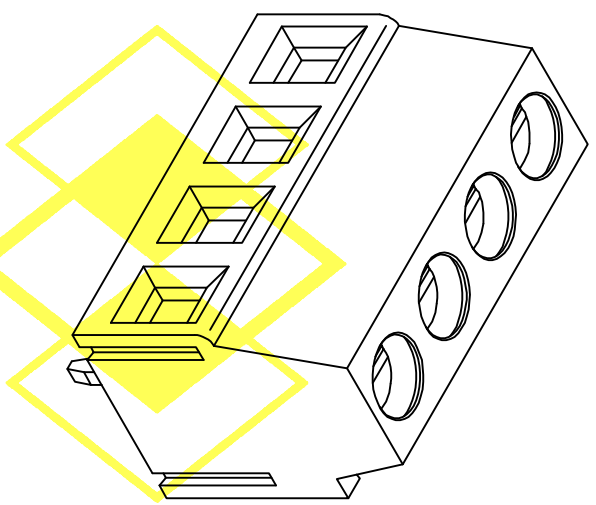
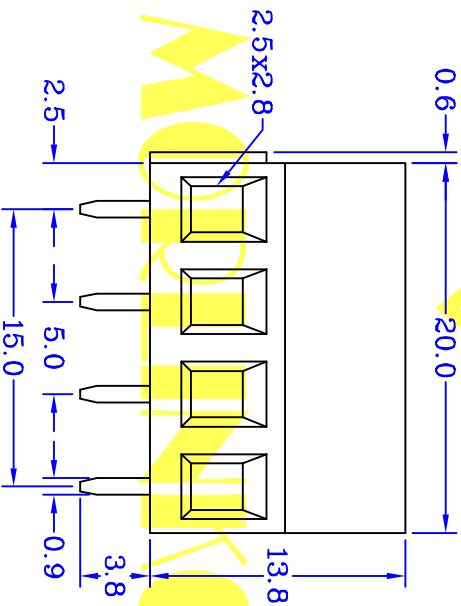
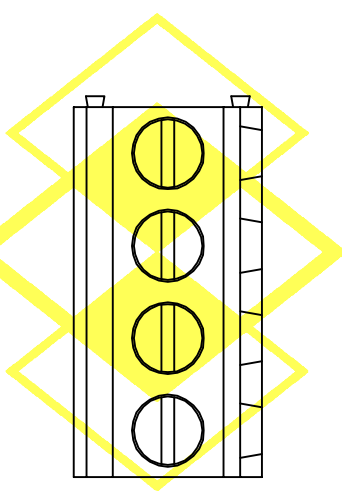


PCB LAYOUT



SPECIFICATIONS

ELECTRICAL

- Contact Current Rating : 10 Amperes
- Contact Resistance : 20 mΩ Max
- Insulator Resistance : 5,000 MΩ Min
- Dielectric Withstanding Voltage : 1,500V AC RMS 60 Seconds
- Voltage Rating : 300 VAC
- Wire Range : 12-24 AWG

MATERIAL

- Insulator : Polyamide+G.F. UL94V-0
- Contact : Brass
- Metal Housing : Brass Machined
- Screws : Steel Galvanized and Achromatized
- Surface of Solder Tail : Tin Plated

Operation Temperature : - 33°C to +120°C

UNIT : mm

MORLINKOM TECHNOLOGY LTD.

CENTRONIC PRECISION ELECTRONIC COMPANY

三川精密電子有限公司

TEL:886-2-2686-8788 FAX:866-2-2686-0018

E-MAIL: Centron@pts6.seed.net.tw E-MAIL: Cen8888@gmail.com

MORLINKOM TECHNOLOGY LTD

魔林科技有限公司

E-MAIL: Cen8888@gmail.com

繪圖	DRAWN BY	日期	DATE
核對	FUFU	2011/03/29	
CHECKED BY	比例	SCALE	
WENDY	1:1		

TBB04TB6

圖號 854-03
DRAWING NO.